



Kitchen Appliances Collection 2017

The kitchen is the life and soul of the home.

CONTENTS	
Introduction	04
Ovens and Microwaves	06
Rangehoods	14
Cooktops	24
Sinks	34
Taps & Mixers	48
Dishwashers	52
Technical Specifications	56
Warranty	66



The kitchen is the source of all the captivating smells and sounds emanating throughout the home.

It is the focal point for our guests and family when entertaining.

Escapism from our hectic and complex lifestyles is becoming more important. We seek our own personalised space, a personal retreat and most importantly, the sense of home. Home is our primary place where we love and grow with our family and friends.

We turn to food for great pleasure and expect great experience from our food. In food we seek premium quality, try interesting new culinary techniques and indulge in flavours from all around the world all whilst also searching for the freshest ingredients.

We look for the ability to perform a quick easy convenient meal whilst also being able to prepare delicious weekend family feasts. This is why we need appliances that fit in and suit our needs in our ever changing lifestyle.

Domain's new appliance range represents innovative, affordable, quality that integrates within your kitchen and your changing lifestyle.

"Quality appliances for everyday living."

OVENS

Ovens

Domain's ovens have been meticulously designed with a blend of functionality, style and performance. The diverse range is equipped with easy-to-use features to simplify and meet the demands of the versatile home chef.



Digital Display and Controls

All Domain ovens have simple to use controls. Some models include high information digital displays with retractable controls and push buttons.

The digital display provides all the information you could ever need including current function, time and whether the oven has preheated. Setting functions and temperature is simple as rotating a dial.



Interior

The unique coating on the inside of all Domain ovens is a high grade protective enamel. This enamel withstands chemical corrosion and is scratch-resistant to ensure your oven's longevity.



Advanced Insulation Technology (Cool Touch Doors)

Domain provides a range of ovens with Cool Touch Doors. The double, triple and quadruple glazed doors are designed to reduce the oven door's external surface temperature dramatically. Whilst eliminating heat on the outside surface, the Cool Touch Door provides extra insulation internally for efficient and faster cooking.




Recessed Grill Element

The Recessed Grill Element, on selected Domain ovens, was designed with practicality and safety in mind. Not only does this feature reduce accidental contact with the element, concealing of the grill element has allowed maximum internal capacity.



Cavity Cooling System

When operational, the Cavity Cooling System uses multiple fans to eliminate the residual heat from cooking. Its purpose is to cool the oven after cooking to protect any adjacent cabinetry and the oven's internal components.



Easily Removable Door

All Domain ovens are equipped with an Easily Removable Door. Raise the latches on each hinge and the door will slide out effortlessly allowing easy access to the oven cavity.



Catalytic Self-Cleaning Liners

Catalytic Self-cleaning Liners are mounted on the sidewalls and back of the oven cavity. During cooking, grease and fat deposits are absorbed into the liners which reduce cooking odours. When the oven is operating the heat causes oxygen to be released from the liners. This process forces the grease and fat deposits to breakdown and oxidise leaving the liners renewed.



Pyrolytic

Pyrolytic cleaning is the ultimate in self-cleaning convenience. During the pyrolytic process the oven is heated to approximately 400°C. This extreme heat causes the residues from roasting, grilling and baking to reduce to a thin layer of ash at the base of the oven. It is then a easy wipe with a damp cloth to clean your oven once cooled.



Offering an enormous 105 litre capacity to handle the largest bowls, pots and baking trays, as well as timeless and streamlined aesthetics, the Domain FSD90-SS is the perfect companion to any serious home chef.



FSD90-SS
7 Function Italian Made Freestanding Cooker - 900mm

Functions

- Defrost
- Light
- Bottom Element
- Grill Element
- Grill Element and Fan
- Conventional Fan Forced
- Top and Bottom Element

Cooktop Features

- Finger Mark Resistant Stainless Steel 5 Burner Gas Cooktop
- 2 Rapid Burners, 1 Semi Rapid, 1 Aux Burner and 1 Central Wok Burner
- Cast Iron Trivets
- Flame Failure Device

Oven Features

- Tangential Cooling Fan
- Triple Glazed Glass Door
- LED Programmable Timer
- Oven Light
- Net Oven Volume 105L
- Dimensions (WxHxD): 896mm x (935 – 1005mm) x 590mm

Standard Accessories

- 2 Sliding Racks and 1 Enamel Baking Tray




DEO-R90
Premium 9 Function Fan Forced Electric Oven - 900mm

Functions

- Light
- Defrost
- Top and Bottom Elements
- Fan Forced
- Half Grill
- Full Grill
- Full Grill and Convection
- Rotisserie
- Fan Forced and Bottom Element

Features

- 9 Functions
- 82 Litre Capacity
- Rotisserie
- Stainless Steel Fascia
- Triple Glazed Glass Doors
- Easily Removable Door
- Cavity Cooling System
- Digital LED Control Panel
- Push/Pull Knobs
- Mirror glass
- Dimensions (WxHxD): 895mm x 475mm x 548mm



DEO-911
Pyrolytic 10 Function Fan Forced Electric Oven - 600mm

Functions

- Light
- Defrost
- Convection Fan Forced
- Cycle Grilling
- Double Grilling
- Radiant Grilling
- Conventional Heat
- Bottom Heat
- Conventional and Fan
- Pyrolytic

Features

- 10 Functions
- Fully Multifunction
- Pyrolytic Cleaning
- Quad Glazed Full Glass Door
- 70 Litre Capacity
- Closed Door Grill
- Easily Removable Door
- Enamel Cavity
- Cavity Cooling System
- Stainless Steel
- Digital LED Control Panel
- Push/Pull Aluminium Knobs
- 9 Hour Timer
- Dimensions (WxHxD): 595mm X 595mm X 575mm





MEO-006

5 Function Fan Forced Electric Oven - 600mm

Functions

- Defrost
- Light
- Fan Forced
- Radiant Grilling
- Double Grilling and Fan

Features

- 5 Functions
- Triple Glazed Glass Door
- 70 Litre Capacity
- Closed Door Grill
- Easily Removable Door
- Cavity Cooling System
- Stainless Steel Fascia
- Mechanical Controls
- 2 Hour Timer
- 10 Amp Plug - Plugs into a standard powerpoint
- Dimensions (WxHxD): 595mm X 595mm X 575mm

DEO-315

5 Function Fan Forced Electric Oven - 600mm

Functions

- Defrost
- Light
- Fan Forced
- Radiant Grilling
- Cycle Grilling

Features

- 5 Functions
- Triple Glazed Glass Door
- 70 Litre Capacity
- Closed Door Grill
- Easily Removable Door
- Cavity Cooling System
- Stainless Steel Fascia
- LED Display
- Aluminium Knobs
- Digital Timer
- 10 Amp Plug - Plugs into a standard powerpoint
- Dimensions (WxHxD): 595mm X 595mm X 575mm

DEO-501

5 Function Fan Forced Electric Oven - 600mm

Functions

- Defrost
- Light
- Fan Forced
- Radiant Grilling
- Cycle Grilling

Features

- 5 Functions
- Triple Glazed Glass Door
- 70 Litre Capacity
- Closed Door Grill
- Easily Removable Door
- Cavity Cooling System
- Stainless Steel Trim
- LED Display
- Aluminium Knobs
- Digital Timer
- 10 Amp Plug - Plugs into a standard powerpoint
- Dimensions (WxHxD): 595mm X 595mm X 575mm



DEO-609A

9 Function Fan Forced Electric Oven - 600mm

Functions

- Defrost
- Light
- Top Element
- Convectional Baking
- Pizza Function
- Grill Element and Fan
- Fan Forced
- Top and Bottom Element
- Grill Element

Features

- 9 Functions
- Triple Glazed Reflective Glass Door
- 62 Litre Capacity
- Catalytic Self Cleaning Liners (Both Sides and Rear)
- Closed Door Grill
- Easily Removable Door
- Cavity Cooling System
- Fingermark Resistant Stainless Steel
- Push/Pull Knobs
- 10 Hour Timer
- Dimensions (WxHxD): 595mm X 595mm X 572mm

DEO-813A

9 Function Fan Forced Electric Oven - 600mm

Functions

- Light
- Defrost
- Fan Forced
- Cycle Grilling
- Double Grilling
- Radiant Grilling
- Conventional Heat
- Bottom Heat
- Conventional and Fan

Features

- 9 Functions
- Fully Multifunction
- One Pair Full Telescopic Runners
- Tripled Glazed Glass Door
- 70 Litre Capacity
- Catalytic Self Cleaning Liners (Both Sides and Rear)
- Closed Door Grill
- Easily Removable Door
- Cavity Cooling System
- Stainless Steel
- Digital LED Control Panel
- Push/Pull Knobs
- 9 Hour Timer
- Dimensions (WxHxD): 595mm X 595mm X 575mm



DEO-75
Premium 9 Function Fan Forced Electric Oven - 750mm

Functions

- Light
- Defrost
- Full Grill
- Fan Forced
- Bottom Element
- Top and Bottom Element
- Fan-Assisted Top and Bottom Elements
- Fan Assisted Half Grill
- Fan Assisted Full Grill



Features

- Extra Wide Cavity
- Triple Glazed Glass Door
- Flat Inner Glass Door
- 83 Litre Capacity
- Rotisserie
- Full Catalytic Self Cleaning Liners
- Closed Door Grill
- Easily Removable Door
- Cavity Cooling System
- Fingerprint Resistant Stainless Steel
- Push/Pull Knobs
- Premium Black Glass Fascia
- 10 Hour Timer



DDO-60-SS1
Double Fan Forced Electric Oven - 600mm

Functions

- Top Oven
- Light
- Bottom Element
- Top Element
- Top and Bottom Elements
- Full Grill
- Bottom Oven
- Defrost
- Top and Bottom Elements
- Fan Forced
- Half Grill
- Full Grill
- Full Grill with Fan
- Bottom Element with Fan
- Intensive Bake
- Fan Assisted Top and Bottom Elements



Features

- Stylish Black Glass and Stainless Steel Fascia
- Easily Removable Doors
- Top Oven
 - 42 Litre Capacity
- Bottom Oven
 - 24 Hour Timer
 - LED Display
 - Large 60 Litre Capacity



Microwave

Domain's microwave ovens are elegantly designed to seamlessly integrate into your kitchen and save you time. They offer features such as convection, microwave and grilling to allow quick preparation of your dishes. You can even brown or crisp food for a restaurant quality presentation.

MWB-32

Premium Built In Microwave Grill and Convection - 600mm

Features

- Fully Built In Microwave
- Large 32 Litre Cavity
- Stainless Steel Cavity
- Stainless Steel Fascia and Control Panel
- Easy Push Button Door Opening
- 1000W Microwave Output
- 1100W Grill Output
- 2300W Convection Power
- 5 Power Levels
- Defrost (weight or time)
- 10 Auto Menus
- Child Safety Lock
- Dimensions (WxHxD): 595mm x 388mm x 480mm

RANGEHOODS

Rangehoods

Domain's rangehoods are designed for simple responsive extraction and efficient performance. They extract steam, smoke, grease and cooking odours whilst incorporating contemporary design and quality sure to complement any modern kitchen.



Stylish Design

Domain understands the need to create the perfect cooking environment whilst incorporating your personal style and lifestyle. Whether it is the stunning sleek contemporary fascia and glass of the canopy rangehoods or the striking bold lines of the slideout rangehoods, you are sure to find a perfect style to suit any kitchen interior.



Illumination

All Domain rangehoods feature illumination to accomplish the best environment for the preparation and cooking. All models feature at minimum dual lights with some models even featuring high-powered and energy efficient LED globes.



High Quality Filters

The designer inspired Domain rangehoods feature high quality filters. Most models feature aluminium filters that are designed to collect cooking related particles. They are also designed to allow easy cleaning via the dishwasher.



Easy Control

Many of Domain's canopy rangehoods feature a streamlined electronic control panel. This centrally front located panel makes operation simple with just a touch.



Powerful Barrel Motor

Many of Domains' rangehoods feature powerful tangential fans.

A tangential fan has a barrel shaped motor. It is an advanced technology that allows greater powerful output and suction whilst producing far lower background noise than cheaper and less advanced fan types.



Extraction or Recirculation

All of Domain's rangehoods can be operated in two different methods being extraction mode or recirculation mode.

Extraction mode allows expelling of the cooking vapours externally out of your home.

Recirculation mode filters the cooking vapours with charcoal filters (sold separately) eliminating cooking odours and then returning the filtered air back into the kitchen.



Slideout Rangehoods

Hidden under your cupboard, with only a slim front panel visible, a slideout rangehood offers a great solution when compactness is desired. The lights and motor will automatically operate when the front panel slider is pulled out. Once you have finished cooking just push the slider panel back in, out of sight, and the motor and lights will turn off.

Domain's slideout rangehoods come with a stylish stainless steel front panel and are the most economical solution for capturing and removing odours, vapour and steam in your kitchen.

SLR-60B

Stainless Steel Inbuilt Slide Out Rangehood - 600mm

Features

- Slide Out
- Auto On/Off Switch
- Slimline 40mm Fascia
- Stainless Steel Fascia
- 65W Barrel Motor
- 2 X 40W Lamps
- Dual Speed Fan
- 500m³/h Air Flow
- Dual Five Layer Aluminium Filters
- Dishwashable Filters
- 150mm Diameter Outlet

Note

Charcoal filters are sold separately (required in re-circulating use)

SRC-60-REC

Stainless Steel Inbuilt Slide Out Rangehood - 600mm

Features

- Slide Out
- Auto On/Off Switch
- Stainless Steel Fascia Panel
- Ducted or Front Recirculating
- 65w Barrel Motor
- 2 X 40W Lamps
- Dual Speed Fan
- 500m³/h Air Flow
- Dual Five Layer Aluminium Filters
- Dishwashable Filters
- 150mm Diameter Outlet

Note

Charcoal filters are sold separately (required in re-circulating use)



SLP-6000A

Premium Powerful Inbuilt Slide Out Rangehood - 600mm

Features

- Slide Out
- Auto On/Off Switch
- Slimline 40mm Fascia
- Stainless Steel Fascia
- 210w Barrel Motor
- 2 X 40W Lamps
- Dual Speed Fan
- 750m³/h Air Flow
- Dual Five Layer Aluminium Filters
- Dishwashable Filters
- 150mm Diameter Outlet

Note

Charcoal filters are sold separately (required in re-circulating use)

SLR-90B

Stainless Steel Inbuilt Slide Out Rangehood - 900mm

Features

- Slide Out
- Auto On/Off Switch
- Slimline 40mm Fascia
- Stainless Steel Fascia
- 65W Barrel Motor
- 2 x 40W Lights
- Dual Speed Fan
- 500m³/ hr Air Flow
- Dual Five Layer Aluminium Filters
- Dishwashable Filters
- 150mm Diameter Outlet

Note

Charcoal filters are sold separately (required in re-circulating use)

SLP-9000A

Premium Powerful Inbuilt Slide Out Rangehood - 900mm

Features

- Slide Out
- Auto On/Off Switch
- Slimline 40mm Fascia
- Stainless Steel Fascia
- 210w Barrel Motor
- 2 X 40W Lamps
- Dual Speed Fan
- 750m³/h Air Flow
- Dual Five Layer Aluminium Filters
- Dishwashable Filters
- 150mm Diameter Outlet

Note

Charcoal filters are sold separately (required in re-circulating use)



Fixed Mount Rangehoods

FMH-60D

Fixed Mount Rangehood - 600mm

A fixed mount rangehood is a simple solution when wanting a rangehood to cover more of the cooktop. They have a considerably larger filter area than, for instance, a slideout.

Domain's fixed mount rangehoods are available in clean straight line stainless steel designs and may offer a solution for your kitchen for extracting cooking odours, vapour and steam.

Features

- Fixed Rangehood
- Stainless Steel Fascia
- 40W Light
- Three Speeds
- 100W Motor
- 250m³/ hr Air Flow
- Push Button Controls
- Acrylic Filter
- 120mm Diameter Outlet

Note

Charcoal filters are sold separately (required in re-circulating use)

FMH90D


Fixed Mount Rangehood - 900mm

Features

- Fixed Rangehood
- Stainless Steel Fascia
- 2 x 40W Lights
- Three Speeds
- Twin 100W Motors
- 500m³/ hr Air Flow
- Push Button Controls
- Triple five Layer Aluminium Filters
- Dishwashable Filters
- 120mm Diameter Outlet

Note

Charcoal filters are sold separately (required in re-circulating use)



Under Mount Rangehoods

UMH-52A

Under Mount Rangehood - 520mm

An under mount rangehood is a discrete integrated solution for extracting odours, vapour and steam. They are mounted through the bottom of your overhead cupboard and allow a seamless overhead cabinet design above your cooktop as they are hidden from view.

Domain's under mount rangehoods are an extremely attractive option for modern kitchens. They feature stainless steel fascias that blend designer elegance with power, control and durability.

Features

- Sleek Inbuilt Under Mount Design
- 2 X 2W LED Lights
- Triple Speed Fan
- Stainless Steel Panel
- 210w Large Barrel Motor
- 750m³/h Air Flow
- Push Button Controls
- Premium Designer Aluminium Filter
- Dishwashable Filter
- 150mm Diameter Outlet

Note

Charcoal filters are sold separately (required in re-circulating use)

UMH-75A


Under Mount Rangehood - 750mm

Features

- Sleek Inbuilt Under Mount Design
- 2 X 2W LED Lights
- Triple Speed Fan
- Stainless Steel Panel
- 210w Large Barrel Motor
- 750m³/h Air Flow
- Push Button Controls
- Premium Designer Aluminium Filter
- Dishwashable Filter
- 150mm Diameter Outlet

Note

Charcoal filters are sold separately (required in re-circulating use)



UMH-90A

Under Mount Rangehood - 900mm

Features

- Sleek Inbuilt Under Mount Design
- 2 X 2W LED Lights
- Triple Speed Fan
- Stainless Steel Panel
- 210w Large Barrel Motor
- 750m³/h Air Flow
- Push Button Controls
- Premium Designer Aluminium Filters
- Dishwashable Filter
- 150mm Diameter Outlet

Note

Charcoal filters are sold separately (required in re-circulating use)

Canopy Rangehoods

Canopy rangehoods are chimney designs that sit above your cooktop either mounted to the wall or from the ceiling (for island benches). They are available in an extensive range of styles and designs ranging from contemporary to ultra modern.

Domain's canopy rangehoods are powerful solutions for extracting odours, vapour and steam in your kitchen while providing a distinct designer visual impact.

RHD60-CURV-A

Stainless Steel Curved Glass Canopy Rangehood - 600mm

Features

- Wall Mounted
- Stylish Stainless Steel Design
- Premium Tempered Glass
- Push Button Controls
- 210w Large Barrel Motor
- 750m³/h Air Flow
- Triple Speed Fan
- Twin 2W LED Lights
- Five Layer Aluminium Filters
- Premium Dishwashable Filters
- 150mm Diameter Outlet
- Extendable Flue to 1.0m

Note

Charcoal filters are sold separately (required in re-circulating use)



RHD90-CURV-A

Stainless Steel Curved Glass Canopy Rangehood - 900mm

Features

- Wall Mounted
- Stylish Stainless Steel Design
- Premium Tempered Glass
- Push Button Controls
- 210w Large Barrel Motor
- 750m³/h Air Flow
- Triple Speed Fan
- Twin 2W LED Lights
- Five Layer Aluminium Filters
- Premium Dishwashable Filters
- 150mm Diameter Outlet
- Extendable Flue to 1.0m

Note

Charcoal filters are sold separately (required in re-circulating use)



PCR-90B

Stainless Steel Curved Glass Canopy Rangehood - 900mm

Features

- Wall Mounted
- Designer Black Glass Control Panel
- Stylish Stainless Steel Design
- Premium Tempered Glass
- Huge 1000m³/ hr Air Flow
- Invisible Premium Touch Controls
- LED Dispaly
- Triple Speed Fan
- Dual 1.5W LED Lights
- Five Layer Aluminium Filters
- Premium Dishwashable Filters
- 150mm Diameter Outlet
- Stainless Steel Telescopic Flue Extendable to 1.0m

Note

Charcoal filters are sold separately (required in re-circulating use)



RHD-60-TAPE-A

Stainless Steel Tapered Canopy Rangehood - 600mm

Features

- Wall Mounted
- Stylish Stainless Steel Design
- Push Button Controls
- 210w Large Barrel Motor
- 750m³/h Air Flow
- Triple Speed Fan
- Twin 2W LED Lights
- Five Layer Aluminium Filters
- Dishwashable Filters
- 150mm Diameter Outlet
- Stainless Steel Telescopic Flue extendable to 1.0m

Note

Charcoal filters are sold separately (required in re-circulating use)



RHD90-TAPE-A

Stainless Steel Tapered Canopy Rangehood - 900mm

Features

- Wall Mounted
- Stylish Stainless Steel Design
- Push Button Controls
- 210w Large Barrel Motor
- 750m³/h Air Flow
- Triple Speed Fan
- Twin 2W LED Lights
- Five Layer Aluminium Filters
- Dishwashable Filters
- 150mm Diameter Outlet
- Stainless Steel Telescopic Flue extendable to 1.0m

Note

Charcoal filters are sold separately (required in re-circulating use)



RHD90-FLAT-A

Stainless Steel Flat Canopy Rangehood - 900mm

Features

- Wall Mounted
- Stylish Flat Stainless Steel Design
- Touch Controls
- 210w Large Barrel Motor
- 750m³/h Air Flow
- Triple Speed Fan
- Twin 1.5W LED Lights
- Premium Baffle Aluminium Filters
- Dishwashable Filters
- 150mm Diameter Outlet
- Stainless Steel Telescopic Flue extendable to 1.0m

Note

Charcoal filters are sold separately (required in re-circulating use)



PRH-90-FL

Stainless Steel Flat Canopy Rangehood - 900mm

Features

- Wall Mounted
- Stylish Flat Stainless Steel Design
- Invisible Touch Controls
- Powerful Die Cast 320w Large Barrel Motor
- Huge 1000m³/h Air Flow
- Triple Speed Fan
- Twin 1.5W LED Lights
- Five Layer Aluminium Filters
- Premium Dishwashable Filters
- Designer Hinged Baffle Plate
- 150mm Diameter Outlet
- Stainless Steel Telescopic Flue extendable to 1.0m

Note

Charcoal filters are sold separately (required in re-circulating use)



ISL-909A

Stainless Steel Curved Glass Island Rangehood - 900mm

Features

- Stylish Roof Mounted Island
- Stylish Stainless Steel Design
- Premium Tempered Glass
- Push Button Controls
- 210w Large Barrel Motor
- 750m³/h Air Flow
- Triple Speed Fan
- Quad 1.5W LED Lights
- Premium Baffle Aluminium Filters
- Dishwashable Filters
- 150mm Diameter Outlet
- Stainless Steel Telescopic Flue Extendable to 1.25m

Note

Charcoal filters are sold separately (required in re-circulating use)

Barbecue Rangehoods

BBQ-120

Stainless Steel Barbecue Canopy Rangehood - 1200mm

Features

- Wall Mounted BBQ Canopy
- Stylish Stainless Steel Design
- Powerful Dual Die Cast 320w Large Barrel Motors
- Push Button Controls
- Superior 2000m³/h Air Flow
- Triple Speed Fan
- Six 1.5W LED Lights
- Eight Premium Aluminium Baffle Filters
- Dishwashable Filters
- Dual 150mm Diameter Outlets
- Stainless Steel Telescopic Flue Extendable to 1.25m

Note

Charcoal filters are sold separately (required in re-circulating use)

Cooking on barbecues and other alfresco equipment generates large amounts of smoke, grease, moisture and odours. Domain's barbecue canopy rangehood is designed specifically for Australian alfresco outdoor living.

The rangehood is equipped with two large die cast aluminum fan motors which, in combination, extract a huge 2000 cubic metres of air per hour. The rangehood is deep to cover the entire cooking area and features easy to clean premium baffle filters.

COOKTOPS

Cooktops

Domain has created a large range of cooktops including the latest in gas burners, electric and induction technologies. These powerful and easy to clean cooktops will deliver reliable quick heat to satisfy any home chef.

Gas




Safety

Many of the gas cooktops in the Domain range include a Flame Failure Device which shuts off the cooktop's gas supply if no flame is detected. This prevents unknown gas leakages making a Flame Failure Device one of the most popular safety features available.



Cast Iron Trivet Supports

Cast Iron Trivet Supports compliment the aesthetics of selected Domain gas cooktops with a sturdy, practical and professional base for your cookware. They provide support and stability for cooking and are standard inclusions for selected models.



Wok Burners

Wok Burners are designed to compliment popular stir fry cooking. Providing heat and rapid speed, these burners have additional trivet supports to accommodate woks and other pans with round bases.

Electric



Speed

High powered elements are tightly coiled under the glass surface ensuring ultrafast heat up times and a fast boiling point.



Easy to Clean

Domain's ceramic cooktops have external parts. The even non-porous blade of glass utilises touch controls so cleaning is as easy as quickly wiping across the surface with a dry cloth.



Residual Heat Indicators

Residual Heat Indicators indicate if a cooktop's surface has residual heat. This preventive feature indicates when it's hot enough to continue cooking.



Touch Control

Total control at your fingertips. Simple nine stage heat control with just a touch.



Gas Cooktops

IGC30-FFD

2 Burner Gas Cooktop + FFD - 288mm

Features

- 2 Burners
- Stainless Steel Base
- Electric Ignition Under Knob
- Flowform One Piece Base
- Flame Failure Device
- Made in Italy

Technical Information

Rapid Burner

10.0 Mj/h

Auxilliary Burner

3.6 Mj/h

Appliance fitted with a 10amp 3 pin plug.

Optional

LPG Jets available on request

GAS60-STD

4 Burner Gas Cooktop - 580mm

Features

- 4 Burners
- Stainless Steel Base
- Electric Ignition Under Knob
- Flowform One Piece Base

Technical Information

Rapid Burner

10.8 Mj/h

Semi Rapid Burners

6.3 Mj/h

Auxilliary Burner

3.6 Mj/h

Appliance fitted with a 10amp 3 pin plug.

Optional

LPG Jets available on request

GAS60-CAST

Stainless Steel Gas Cooktop + Cast Iron Trivets - 580mm

Features

- 4 Burners
- Stainless Steel Base
- Triple Ring Wok Burner
- Cast Iron Trivets
- Front Knob Controls
- One Piece Press For Ease of Cleaning
- Made in Italy

Technical Information

Wok Burner

14.5 Mj/h

Rapid Burner

12.0 Mj/h

Semi Rapid Burners

7.1 Mj/h

Auxiliary Burner

4.1 Mj/h

Appliance fitted with a 10amp 3 pin plug.

Optional

LPG Jets available on request

ALSO AVAILABLE WITH FLAME FAILURE DEVICE IGC60-WOK

GAS70-WOK

Stainless Steel Gas Cooktop + Cast Iron Trivets - 680mm

Features

- 5 Burners
- Stainless Stee Basel
- Centre Triple Ring Wok Burner
- Cast Iron Trivets
- Front Knob Controls
- Cut Out Dimensions same as 580mm Cooktop
- One Piece Press For Ease of Cleaning
- Made in Italy

Technical Information

Wok Burner

14.5 Mj/h

Rapid Burner

12.0Mj/h

Semi Rapid Burners

7.1 Mj/h

Auxilliary Burner

4.1 Mj/h

Appliance fitted with a 10amp 3 pin plug.

Optional

LPG Jets available on request

ALSO AVAILABLE WITH FLAME FAILURE DEVICE IGC70-WOK

GAS90-WOK

Stainless Steel Gas Cooktop + Wok Burner - 860mm

Features

- 5 Burners
- Stainless Stee Basel
- Centre Triple Ring Wok Burner
- Electric Ignition Under Knob
- Front Knob Controls
- Slimline Design with Cast Iron Trivets
- One Piece Press For Ease of Cleaning
- Made in Italy

Technical Information

Wok Burner

14.5 Mj/h

Rapid Burner

12.0 Mj/h

Semi Rapid Burners

7.1 Mj/h

Auxilliary Burner

4.1 Mj/h

Appliance fitted with a 10amp 3 pin plug.

Optional

LPG Jets available on request

ALSO AVAILABLE WITH FLAME FAILURE DEVICE IGC90-WOK



GAS-SW-90

Stainless Gas Cooktop +
Side Wok Burner - 860mm

Features

- 5 Burners
- Stainless Steel Base
- Side Triple Ring Wok Burner
- Electric Ignition Under Knob
- Front Knob Controls
- Slimline Design with Cast Iron Trivets
- One Piece Press For Ease of Cleaning
- Made in Italy

Technical Information

Wok Burner

14.5 MJ/h

Rapid Burner

12.0 MJ/h

Semi Rapid Burners

7.1 MJ/h

Appliance fitted with
a 10amp 3 pin plug.

Optional

LPG Jets available on request



GOG-60-PR

Premium Gas on Glass Cooktop
+ FFD + Wok Burner - 610mm

Features

- European Tempered Black Glass Base
- Easy to Clean
- Extra Powerful Triple Ring Wok Burner
- 4 Burners
- Electric Ignition Under Knob
- Flat Cast Iron Trivets
- Flame Failure Device
- Made in Italy

Technical Information

Ultra Rapid Burner

14.4MJ

Rapid Burner

10.8MJ

Semi Rapid Burner

6.3MJ

Auxiliary Burner

3.6MJ

Appliance fitted with
a 10amp 3 pin plug.



GOG-70-PR

Premium Gas on Glass Cooktop
+ FFD + Wok Burner - 700mm

Features

- European Tempered Black Glass Base
- Easy to Clean
- Extra Powerful Triple Ring Wok Burner
- 5 Burners
- Electric Ignition Under Knob
- Flat Cast Iron Trivets
- Flame Failure Device
- Made in Italy

Technical Information

Ultra Rapid Burner

14.4MJ

Rapid Burner

10.8MJ

Semi Rapid Burner

6.3MJ

Semi Rapid Burner

5.0MJ

Auxiliary Burner

3.6MJ

Appliance fitted with
a 10amp 3 pin plug.



GOG-90-PR

Premium Gas on Glass Cooktop
+ FFD + Side Wok Burner - 870mm

Features

- European Tempered Black Glass Base
- Easy to Clean
- Extra Powerful Triple Ring Side Wok Burner
- 5 Burners
- Electric Ignition Under Knob
- Flat Cast Iron Trivets
- Flame Failure Device
- Made in Italy

Technical Information

Ultra Rapid Burner

14.4MJ

Rapid Burner

10.8MJ

Semi Rapid Burner

6.2MJ

Semi Rapid Burner

5.4MJ

Auxiliary Burner

3.6MJ

Appliance fitted with
a 10amp 3 pin plug.



Electric Ceramic Cooktops

Electric cooktops are great choices when wanting an easy to use and clean cooking surface. These premium flat ceramic glass cooktops provide superior pot and pan movability whilst also being extremely easy to clean.

The quality high end elements and advanced touches controls allow for ease of use and flexible temperature control.

CER30

Ceramic Glass Electric Cooktop with Touch Controls - 300mm

Features

- Two Hot Plates
- Thermostat
- Residual Heat Indicator
- Easy to Clean
- 9 Stage Power Setting
- Child Safety Lock
- Timer

Technical Information

Front Burner

1200W

Rear Burner

1800W

Maximum Load at 230V

3000W

CER60-T2

Ceramic Glass Electric Cooktop with Touch Controls - 590mm

Features

- Four Hot Plates Including 1 Double Ring
- Thermostat
- Residual Heat Indicator
- Easy to Clean
- 9 Stage Power Setting
- Child Safety Lock
- Timer

Technical Information

Front Left Burner

1800W

Rear Left Burner

1200W

Front Right Burner

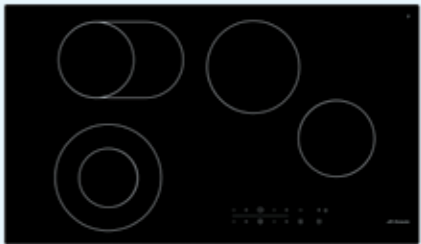
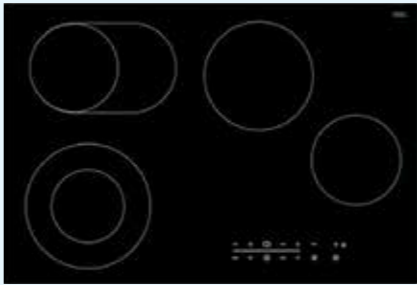
1200W

Rear Right Burner

2200W

Maximum Load at 230V

6400W



CER70-T

Ceramic Glass Electric Cooktop with Touch Controls - 700mm

Features

- Four Hot Plates Including 1 Double Ring
- Thermostat
- Residual Heat Indicator
- Easy to Clean
- 9 Stage Power Setting
- Child Safety Lock
- Timer

Technical Information

Front Left Burner

1800W

Rear Left Burner

1200W

Front Right Burner

1200W

Rear Right Burner

2200W

Maximum Load at 230V

6400W

CER77-T

Ceramic Glass Electric Cooktop with Touch Controls - 770mm

Features

- Four Hot Plates Including 1 Double Ring and 1 Dual Zone
- Thermostat
- Residual Heat Indicator
- Easy to Clean
- 9 Stage Power Setting
- Child Safety Lock
- Timer

Technical Information

Front Left Burner

2200W

Rear Left Burner

2000W

Front Right Burner

1200W

Rear Right Burner

1800W

Maximum Load at 230V

7200W

CER90-4T

Ceramic Glass Electric Cooktop with Touch Controls - 900mm

Features

- Four Hot Plates Including 1 Double Ring and 1 Dual Zone
- Thermostat
- Residual Heat Indicator
- Easy to Clean
- 9 Stage Power Setting
- Child Safety Lock
- Timer

Technical Information

Front Left Burner

2200 / 1100W

Rear Left Burner

2000W / 1100W

Front Right Burner

1200W

Rear Right Burner

1800W

Maximum Load at 230V

7800W



CER90-5D
Ceramic Glass Electric Cooktop
with Touch Controls - 900mm

Features

- Five Hot Plates Including 2 Double Rings
- Thermostat
- Residual Heat Indicator
- Easy to Clean
- 9 Stage Power Setting
- Child Safety Lock
- Timer

Technical Information

Front Left Burner
1800W
Rear Left Burner
1200W
Front Right Burner
1200W
Rear Right Burner
700 / 1700W
Centre Burner
1200 / 2400W
Maximum Load at 230V
7100W



IND60-C
Premium Ceramic Glass
Induction Cooktop - 590mm

Features

- Premium Dual Bridge Technology - Greater Control
- Four Zone BOOST
- Pan Sensor
- Thermostat
- Residual Heat Indicators
- Easy to Clean
- Touch Controls
- 9 Stage Power Setting
- Direct Power Setting
- Child Safety Lock
- Timer

Technical Information

Front Left Burner
2200W / 3600W with boost
Rear Left Burner
1400W / 2000W with boost
Front Right Burner
1400W / 2000W with boost
Rear Right Burner
2200W / 3000W with boost
Maximum Load at 230V
7200W




IND77-C
Premium Ceramic Glass
Induction Cooktop - 770mm

Features

- Premium Dual Bridge Technology - Greater Control
- Four Zone BOOST
- Large Powerful Flexible Zone
- Keep Warm Function
- Pan Sensor
- Thermostat
- Residual Heat Indicators
- Easy to Clean
- Touch Controls
- 15 Stage Power Setting
- Auto Shutdown Protection
- Child Safety Lock
- Timer

Technical Information

Front Left Burner
1800W / 3000W with boost
Rear Left Burner
1800W / 3000W with boost
Front Right Burner
1400W / 2000W with boost
Rear Right Burner
3000W / 4000W with boost
Flexible Zone Burner
3000W / 4000W with boost
Maximum Load at 230V
7400W



IND90-C
Premium Ceramic Glass
Induction Cooktop - 900mm

Features

- Premium Dual Bridge Technology - Greater Control
- Four Zone BOOST
- Triple Large Powerful Flexible Zones
- Keep Warm Function
- Pan Sensor
- Thermostat
- Residual Heat Indicators
- Easy to Clean
- Touch Controls
- 9 Stage Power Setting
- Auto Shutdown Protection
- Child Safety Lock
- Timer

Technical Information

Front + Rear Left Burners
1800W / 3000W with boost
Front + Rear Middle Burners
1800W / 3000W with boost
Front + Rear Right Burners
1800W / 3000W with boost
Flexible Zone Burners
3000W / 4000W with boost
Maximum Load at 230V
10800W

SINKS

Sinks

Great sinks integrate with benchtops. They aesthetically blend with the kitchen and perfectly perform as intended. Domain's range of sinks suit all culinary needs and kitchen sizes whilst providing options for classic to contemporary designs.



Stainless Steel 18/10

Domain only uses extremely high grade stainless steel. The high quality and durable construction ensures your sink will be highly resistant to stains, rust and corrosion while maintaining a bright attractive shine.



Food Preparation Area

Every Domain sink is designed with the importance of being an ideal food preparation area that is a pleasure to use. Even more importantly our stainless steel is completely inert and as such will not hold bacteria.




Sound Deadening Panels

All of Domain's undermount sinks incorporate particularly placed sound deadening panels to minimise the noise created when either filling or draining your sink.



Hygienic Integrated Waste

The integrated waste is formed as part of the bowl. The rounded edge of this design and that of the waste basket allows easy cleaning. Just like our sinks, the waste basket is also made from stainless steel for hygiene. The stainless steel bearing on the bottom of the stem allows the waste basket to stop water flow when pushed down and when left up it will act as a sieve for foodstuffs.



Top Mount Sinks

Top mount sinks are suitable for installation above a benchtop. They are inserted into a cutout and clamped from underneath. This type of installation is suitable for all benchtop surfaces.

They are available in a wide variety of styles, sizes, configurations, bowl and drainer orientations and materials.

POL-100A

Polished Single Bowl Kitchen Sink and Drainer - 770mm

Features

- 1 Bowl and drainer
- Stainless Steel Sink (Polished Finish)
- 0.8mm AISI-304 18/10 Grade Stainless Steel
- Square Corners
- Designer straight line design drainer
- Overall Width: 770mm
- Supplied with Designer Waste and Plug

Technical Information

Cutout Dimensions (WxL):

745mm x 455mm

Dimensions (WxLxH):

770mm x 480mm x 170mm

Bowl Size (WxLxH):

325mm x 400mm x 170mm

Available in Left Hand and Right Hand Bowl orientations

POL-150A

Polished 1+1/2 Bowl Kitchen Sink and Drainer - 1000mm

Features

- 1 + 1/2 Bowl and drainer
- Stainless Steel Sink (Polished Finish)
- 0.8mm AISI-304 18/10 Grade Stainless Steel
- Square Corners
- Designer straight line design drainer
- Overall Width: 1000mm
- Supplied with Designer Waste and Plug

Technical Information

Cutout Dimensions (WxL):

970mm x 455mm

Dimensions (WxLxH):

1000mm x 480mm x 170mm

Main Bowl Size (WxLxH):

325mm x 400mm x 170mm

Second Bowl Size (WxLxH):

205mm x 280mm x 145mm

Available in Left Hand and Right Hand Bowl orientations



POL-175A

Polished 1+3/4 Bowl Kitchen Sink and Drainer - 1080mm

Features

- 1 + 3/4 Bowl and drainer
- Stainless Steel Sink (Polished Finish)
- 0.8mm AISI-304 18/10 Grade Stainless Steel
- Square Corners
- Designer straight line design drainer
- Overall Width: 1080mm
- Supplied with Designer Waste and Plug

Technical Information

Cutout Dimensions (WxL):

1050mm x 455mm

Dimensions (WxLxH):

1080mm x 480mm x 170mm

Main Bowl Size (WxLxH):

325mm x 400mm x 170mm

Second Bowl Size (WxLxH):

280mm x 280mm x 145mm

Available in Left Hand and Right Hand Bowl orientations

POL-200A

Polished Double Bowl Kitchen Sink and Drainer - 1200mm

Features

- 1 + 1 Bowl and drainer
- Stainless Steel Sink (Polished Finish)
- 0.8mm AISI-304 18/10 Grade Stainless Steel
- Square Corners
- Designer straight line design drainer
- Overall Width: 1200mm
- Supplied with Designer Waste and Plug

Technical Information

Cutout Dimensions (WxL):

1170mm x 455mm

Dimensions (WxLxH):

1200mm x 480mm x 170mm

Main Bowl Size (WxLxH):

400mm x 350mm x 170mm

Second Bowl Size (WxLxH):

400mm x 350mm x 170mm

Available in Left Hand and Right Hand Bowl orientations

HTM-100-21

Premium Top Mount Single Bowl Kitchen Sink with Drainer - 780mm

Features

- Modern square designer look
- Handmade Stainless Steel Single Bowl and Drain Tray
- Deep 190mm Bowl
- Stainless Steel (Lightly Brushed Satina Finish)
- Extra Strong 1.2mm AISI-304 18/10 Grade Standard
- Hand Made Tight Corner Radius Bowl
- Supplied with Designer Waste and Plug

Technical Information

Dimensions (WxLxH):

780mm x 480mm x 210mm

Main Bowl Size (WxL):

340mm x 380mm

Available in Left Hand and Right Hand Bowl orientations



HTM-150-21

Premium Top Mount 1+1/2 Kitchen Sink with Drainer - 1080mm

Features

- Modern square designer look
- Handmade Stainless Steel 1 + 1/2 Bowls and Drain Tray
- Deep 190mm Bowl
- Stainless Steel (Lightly Brushed Satina Finish)
- Extra Strong 1.2mm AISI-304 18/10 Grade Standard
- Hand Made Tight Corner Radius Bowls
- Supplied with Designer Waste and Plug

Technical Information

Dimensions (WxLxH):
1080mm x 480mm x 210mm
Main Bowl Size (WxL):
340mm x 380mm
Second Bowl Size (WxL):
280mm x 270mm



GSB-175-22

1 + 3/4 Bowl Tempered Glass Black Designer Kitchen Sink with Drainer - 1110mm

Features

- Modern designer look
- Tempered Black Glass surround and drain tray
- Deep 200mm 1 + 3/4 bowls
- Stainless Steel (satin finish) bowls
- 1.2mm AISI-304 18/10 Grade Standard
- Rounded Inner Corners
- Supplied with Designer Waste and Plug
- Sound deadening pads on bowls
- Anti-corrosion coating on bowls

Technical Information

Dimensions (WxLxH):
1110mm x 520mm x 200mm
Main Bowl Size (WxL):
350mm x 400mm
Second Bowl Size (WxL):
300mm x 400mm



Under Mount Sinks

Under mount sinks are very popular in modern and designer kitchens due to their sleek look from having no edge above the benchtop. Due to sitting below the benchtop they are not suitable for all applications and are usually matched with a solid benchtop material such as granite.

They are harder to install but provide a clean look and help in cleaning as you can wipe benchtop mess directly into the sink.

UM-300

Single Bowl Undermount Kitchen Sink - 300mm

Features

- Deep Single Bowl
- Stainless Steel (satin finish)
- 1.2mm AISI-304 18/10 Grade Standard
- Modern Undermount Design
- Rounded Inner Corners
- Supplied with Designer Waste and Plug
- Sound Deadening Pads on Bowls
- Anti-corrosion Coating on Underside

Technical Information

Dimensions (WxLxH):
300mm x 450mm x 220mm
Bowl Size (WxL):
260mm x 410mm



UM-450-22

Single Bowl Undermount Kitchen Sink - 450mm

Features

- Deep Single Bowl
- Stainless Steel (satin finish)
- 1.2mm AISI-304 18/10 Grade Standard
- Modern Undermount Design
- Rounded Inner Corners
- Supplied with Designer Waste and Plug
- Sound Deadening Pads on Bowls
- Anti-corrosion Coating on Underside

Technical Information

Dimensions (WxLxH):

450mm x 450mm x 220mm

Bowl Size (WxL):

410mm x 410mm

UM-510-22

Single Bowl Undermount Kitchen Sink - 550mm

Features

- Deep Single Bowl
- Stainless Steel (satin finish)
- 1.2mm AISI-304 18/10 Grade Standard
- Modern Undermount Design
- Rounded Inner Corners
- Supplied with Designer Waste and Plug
- Sound Deadening Pads on Bowls
- Anti-corrosion Coating on Underside

Technical Information

Dimensions (WxLxH):

550mm x 450mm x 220mm

Bowl Size (WxL):

510mm x 410mm

UM-550-22

Single Bowl Undermount Kitchen Sink - 550mm

Features

- Deep Single Bowl
- Stainless Steel (satin finish)
- 1.2mm AISI-304 18/10 Grade Standard
- Modern Undermount Design
- Rounded Inner Corners
- Supplied with Designer Waste and Plug
- Sound Deadening Pads on Bowls
- Anti-corrosion Coating on Underside

Technical Information

Dimensions (WxLxH):

550mm x 450mm x 220mm

Bowl Size (WxL):

510mm x 410mm



UM-700-22

Single Bowl Undermount Kitchen Sink - 700mm

Features

- Deep Single Bowl
- Stainless Steel (satin finish)
- 1.2mm AISI-304 18/10 Grade Standard
- Modern Undermount Design
- Rounded Inner Corners
- Supplied with Designer Waste and Plug
- Sound Deadening Pads on Bowls
- Anti-corrosion Coating on Underside

Technical Information

Dimensions (WxLxH):

700mm x 450mm x 220mm

Bowl Size (WxL):

660mm x 410mm

UM-720-22

Double Bowl Undermount Kitchen Sink - 720mm

Features

- Deep Double Bowl
- Stainless Steel (satin finish)
- 1.2mm AISI-304 18/10 Grade Standard
- Modern Undermount Design
- Rounded Inner Corners
- Supplied with Designer Waste and Plug
- Sound Deadening Pads on Bowls
- Anti-corrosion Coating on Underside
- Reinforcement Between Bowls

Technical Information

Dimensions (WxLxH):

720mm x 440mm x 220mm

Main Bowl Size (WxL):

405mm x 400mm

Second Bowl Size (WxL):

250mm x 400mm

UM-760-22

Double Bowl Undermount Kitchen Sink - 760mm

Features

- Deep Double Bowl
- Stainless Steel (satin finish)
- 1.2mm AISI-304 18/10 Grade Standard
- Modern Undermount Design
- Rounded Inner Corners
- Supplied with Designer Waste and Plug
- Sound Deadening Pads on Bowls
- Anti-corrosion Coating on Underside
- Reinforcement Between Bowls


Technical Information

Dimensions (WxLxH):

760mm x 440mm x 220mm

Bowl Sizes (WxL):

340mm x 400mm



UM-865-22
Double Bowl Undermount Kitchen Sink - 865mm

- Features**
- Deep DoubleBowl
 - Stainless Steel (satin finish)
 - 1.2mm AISI-304 18/10 Grade Standard
 - Modern Undermount Design
 - Rounded Inner Corners
 - Supplied with Designer Waste and Plug
 - Sound Deadening Pads on Bowls
 - Anto-corrision Coating on Underside
 - Reinforcement Between Bowls

Technical Information
Dimensions (WxLxH):
865mm x 440mm x 220mm
Bowl Sizes (WxL):
390mm x 400mm

UM-1114D-22
Double Bowl Undermount Kitchen Sink with Drainer - 1114mm

- Features**
- Deep Double Bowl
 - Stainless Steel (satin finish)
 - 1.2mm AISI-304 18/10 Grade Standard
 - Modern Undermount Design
 - Rounded Inner Corners
 - Supplied with Designer Waste and Plug
 - Sound Deadening Pads on Bowls
 - Anto-corrision Coating on Underside
 - Reinforcement Between Bowls

Technical Information
Dimensions (WxLxH):
1114mm x 440mm x 220mm
Main Bowl Size (WxL):
340mm x 400mm
Second Bowl Size (WxL):
340mm x 400mm

Granite Composite Sinks

Granite composite sinks are exceptionally tough. They contain **80% granite and 20% composite** allowing a material that is formed into the designer look and clean lines of the Domain granite sink range.

The high-quality granite composite sinks have fantastic properties such as being resilient, durable, scratch resistant, dent resistant and stain resistant.



SB46
Single Bowl Black Granite Topmount Kitchen Sink - 460mm

- Features**
- Single Bowl
 - Black Granite Stone Composite (80% Granite)
 - Stylish Straight Line Bowl Design
 - Easy Clean Rounded Corners
 - Heavy Duty Heat Resistance
 - Super Durable & Scratch Resistant
 - Hygienic and Food Safe
 - Designer Waste & Plug Supplied
 - Extremely solid - Thickness 9mm
 - Silk Textured Surface

Technical Information
Dimensions (WxLxH):
460mm x 410mm x 180mm
Bowl Size (WxL):
395mm x 350mm

SB79
Single Bowl Black Granite Topmount Kitchen Sink - 790mm

- Features**
- Large Single Bowl
 - Black Granite Stone Composite (80% Granite)
 - Stylish Straight Line Bowl Design
 - Easy Clean Rounded Corners
 - Heavy Duty Heat Resistance
 - Super Durable & Scratch Resistant
 - Hygienic and Food Safe
 - Designer Waste & Plug Supplied
 - Extremely solid - Thickness 9mm
 - Silk Textured Surface

Technical Information
Dimensions (WxLxH):
790mm x 440mm x 180mm
Bowl Size (WxL):
730mm x 380mm

SB86
1 + 1/4 Bowl Black Granite Topmount Kitchen Sink - 860mm

- Features**
- 1 + 1/4 Bowls
 - Black Granite Stone Composite (80% Granite)
 - Stylish Straight Line Bowl Design
 - Easy Clean Rounded Corners
 - Heavy Duty Heat Resistance
 - Super Durable & Scratch Resistant
 - Hygienic and Food Safe
 - Side waste position allows increased storage space below sink
 - Semi Predrilled tap hole (diameter:35mm)
 - Designer Waste & Plug Supplied
 - Extremely solid - Thickness 9mm
 - Silk Textured Surface

Technical Information
Dimensions (WxLxH):
860mm x 500mm x 180mm
Left Bowl Size (WxL):
520mm x 420mm
Right Bowl Size (WxL):
255mm x 350mm



STS100

**Single Bowl Black Granite
Topmount Kitchen Sink with
Drainer - 790mm**

Features

- Single Bowl and Drainer
- Black Granite Stone Composite (80% Granite)
- Stylish Straight Line Bowl Design
- Easy Clean Rounded Corners
- Heavy Duty Heat Resistance
- Super Durable & Scratch Resistant
- Hygienic and Food Safe
- Side waste position allows increased storage space below sink
- Semi Predrilled tap hole (diameter:35mm)
- Designer Waste & Plug Supplied
- Extremely solid - Thickness 9mm
- Silk Textured Surface

Technical Information

Dimensions (WxLxH):

860mm x 500mm x 180mm

Bowl Size (WxL):

440mm x 435mm

Available to install in either left
or right hand bowl orientations

STS150

**1 + 1/4 Bowl Black Granite
Topmount Kitchen Sink -
1000mm**

Features

- 1 + 1/4 Bowl and Drainer
- Black Granite Stone Composite (80% Granite)
- Stylish Straight Line Bowl Design
- Easy Clean Rounded Corners
- Heavy Duty Heat Resistance
- Super Durable & Scratch Resistant
- Hygienic and Food Safe
- Side waste position allows increased storage space below sink
- Semi Predrilled tap hole (diameter:35mm)
- Designer Waste & Plug Supplied
- Extremely solid - Thickness 9mm
- Silk Textured Surface

Technical Information

Dimensions (WxLxH):

1000mm x 500mm x 180mm

Main Bowl Size (WxL):

360mm x 430mm x 180mm

Second Bowl Size (WxL):

180mm x 290mm x 120mm

Available to install in either left
or right hand bowl orientations

STS175

**1 + 1/4 Bowl Black Granite
Topmount Kitchen Sink -
1155mm**

Features

- 1 + 3/4 Bowl and Drainer
- Black Granite Stone Composite (80% Granite)
- Stylish Straight Line Bowl Design
- Easy Clean Rounded Corners
- Heavy Duty Heat Resistance
- Super Durable & Scratch Resistant
- Hygienic and Food Safe
- Side waste position allows increased storage space below sink
- Semi Predrilled tap hole (diameter:35mm)
- Designer Waste & Plug Supplied
- Extremely solid - Thickness 9mm
- Silk Textured Surface

Technical Information

Dimensions (WxLxH):

1155mm x 500mm x 180mm

Main Bowl Size (WxL):

390mm x 420mm x 180mm

Second Bowl Size (WxL):

290mm x 420mm

Available to install in either left
or right hand bowl orientations





Laundry Sinks

Using high-quality 304A-grade stainless steel, Domain's range of laundry sinks will have a model perfectly suited for your laundry.

All our laundry sinks are designed to fit into any benchtop surface. They are suitable for both contemporary and modern homes.

INSET-35L

Topmount Laundry Trough / Sink - 560mm

Features

- Deep Single Bowl
- Top Mount
- 35 Litre Capacity
- Stainless Steel Sink (Polished Finish)
- 0.8mm AISI-304 18/10 Grade Standard
- Two 35mm Tap Holes
- Supplied with Designer Waste and Laundry Bypass Kit

Technical Information

Dimensions (WxLxH):
560mm x 460mm x 220mm
Bowl Size (WxL):
460mm x 380mm

INSET-45L

Topmount Laundry Trough / Sink - 600mm

Features

- Deep Single Bowl
- Top Mount
- 45 Litre Capacity
- Stainless Steel Sink (Polished Finish)
- 0.8mm AISI-304 18/10 Grade Standard
- Two 35mm Tap Holes
- Supplied with Designer Waste and Laundry Bypass Kit

Technical Information

Dimensions (WxLxH):
600mm x 500mm x 220mm
Bowl Size (WxL):
525mm x 420mm

UM-530-25

Premium Topmount Laundry Trough / Sink - 530mm

Features

- Extra Deep 255mm Bowl
- Modern Topmount Design
- Stainless Steel (satin finish)
- 1.2mm AISI-304 18/10 Grade Standard
- 35mm Tap Hole
- Square Corners
- Supplied with Designer Waste and Plug
- Sound Deadening Pads on Bowls
- Anto-corrosion Coating on Underside

Technical Information

Dimensions (WxLxH):
530mm x 505mm x 255mm
Bowl Size (WxL):
390mm x 400mm

TAPS & MIXERS

Add the final finishing touch to your kitchen. Domain has kitchen taps that whilst hard working, water saving and functional are also fashionable products that will perfectly suit and reflect your lifestyle.

Taps & Mixers



FLK-STD

Common Flick Mixer Tap

Features

- 40mm Cartridge
- Flow Rate: 8.0 L/min
- Benchtop Hole Diameter: 37mm
- Spout Reach Length: 226mm
- Spout Reach Height: 129mm
- 3 Star Water Rating
- 500 KPA
- WELS Certified



FLK-SQ

Square Design Common Flick Mixer Tap

Features

- 35mm Cartridge
- Flow Rate: 6.5 L/min
- Benchtop Hole Diameter: 32 - 38mm
- Spout Reach Length: 242mm
- Spout Reach Height: 128mm
- 4 Star Water Rating
- 500 KPA
- WELS Certified



FLK-PULL-STD

Pull Out Flick Mixer Tap

Features

- Pull Out Spout
- 40mm Cartridge
- Flow Rate: 8.0 L/min
- Benchtop Hole Diameter: 38mm
- Spout Reach Length: 189mm
- Spout Reach Height: 118mm
- 3 Star Water Rating
- 500 KPA
- WELS Certified



GSE-SQ-FLAT

Square Design Kitchen Mixer Tap

Features

- 35mm Cartridge
- Flow Rate: 6.5 L/min
- Benchtop Hole Diameter: 32 - 38mm
- Spout Reach Length: 192mm
- Spout Reach Height: 291mm
- 500 KPA
- 4 Star Water Rating
- WELS Certified



GSE-PIN-STD

Gooseneck Kitchen Mixer Tap

Features

- 35mm Cartridge
- Flow Rate: 6.5 L/min
- Benchtop Hole Diameter: 32 - 38mm
- Spout Reach Length: 210mm
- Spout Reach Height: 235mm
- 500 KPA
- 4 Star Water Rating
- WELS Certified



GSE-PIN-PULL

Gooseneck Kitchen Mixer Tap with Pull Out Nozzle

Features

- 35mm Cartridge
- Flow Rate: 6.5 L/min
- Benchtop Hole Diameter: 32 - 38mm
- Spout Reach Length: 234mm
- Spout Reach Height: 234mm
- 500 KPA
- 4 Star Water Rating
- WELS Certified



SPRING-PULL-STD

Spring Neck Pull Out Vegie Sprayer Kitchen Mixer Tap

Features

- 35mm Cartridge
- Flow Rate: 6.0 L/min
- Benchtop Hole Diameter: 32 - 38mm
- Spout Reach Length: 239mm
- Spout Reach Height: 195mm
- 500 KPA
- 5 Star Water rating
- WELS Certified



SPRING-PULL-PR

Dual Action Spray Mixer Tap

Features

- 35mm Cartridge
- Flow Rate 7.5 L/min
- Benchtop Hole Diameter 32-38mm
- Spout Reach Length 208mm
- Spout Reach Height 166mm
- Detachable Sprayer With Flexible Hose
- Additional Water Outlet
- KPA 500
- 4 Star Water Rating
- WELS Certified

DISHWASHERS

Dishwashers

Cleaning up should be as easy and enjoyable as cooking. Boasting clean European-inspired looks and utilising the latest in technology, water and power efficiency, Domain's dishwashers ensure that glistening clean plates are only a push of a button away.



60cm Freestanding Dishwashers

The 60cm freestanding dishwasher is the most common dishwasher in Australian households. They are spacious and feature an easy to use two tray layout.

Domain's freestanding dishwashers come standard with half load functions and modern stainless steel fascias.



60cm Freestanding Premium Dishwashers

Domain's 60cm freestanding premium dishwashers offer the same great features as the standard models. In addition they offer advanced features such as an extra dry functions, digital displays, top cutlery trays and also huge 14 place setting capacities.



45cm Slimline Freestanding Dishwashers

Slimline freestanding dishwashers are available in 45cm widths. They are very popular in smaller kitchens when space is important but versatility is still required.



Fully Integrated Dishwashers

Fully integrated dishwashers provide seamless integration into any kitchen. They blend seamlessly into your kitchen by allowing you to supply your own door to match your cabinetry.

Domain's fully integrated dishwashers are available in standard 60cm and drawer based models.



Benchtop Dishwashers

Domain's benchtop dishwashers are an ideal option for kitchens with extreme space limitations whilst still giving the convenience of a dishwasher. They are easy to move in and out of the kitchen whenever required.



DWB-S1 / DWB-W1

6 Place Benchtop Dishwasher - 550mm

Features

- Freestanding Benchtop Dishwasher
- Silver or White Finish
- Push Button Functions:
On / Off / Program / Start - Pause / Delay /
- Six Cleaning Programs:
- Intensive - Heavy - Normal
- Glass - Rapid - Soak
- LED Indicator - Programs / Rinse
- Water Sensor
- Antiflood Device
- Easy to Clean Filter
- Stainless Steel Interior Tub
- Foldable Plate Racks
- Cutlery Basket
- Detergent and Rinse Aid Dispenser
- Residual Drying System
- Delay Start from 1-24 hours
- LED Remaining Time and Delay Time Indicator
- Max. Plate Diameter of 25.4mm
- Standard 3/4in Inlet Hose (connect to either cold or hot water tap)
- 1.5m Inlet and Outlet Hose Lengths
- 3.5 Star Water Rating
- WELS Approved
- Dimensions (WxHxD):
550mm x 438mm x 500mm



DW45

8 Place Stainless Steel Dishwasher - 450mm

Features

- Slimline Electronic Freestanding Dishwasher
- Push Button Function Controls
- 8 Standard Place Settings
- 6 Washing Programs
- Adjustable Height Upper Basket
- Flat Panel Modern European Design
- Stainless Steel Interior
- Anitflood Device
- Delay Start (3/6/9/12hrs)
- Automatic Detergent Dispenser
- Self Cleaning Filter System
- Collapsible Plate Racks
- Removable Top For Built-in Installation
- 52dB
- 2 Star Water Rating
- WELS Approved
- MEPS Approved
- Dimensions (WxHxD):
450mm x 850mm x 580mm



DW60-DP

12 Place Stainless Steel Dishwasher - 600mm

Features

- Electronic Freestanding Dishwasher
- 12 Standard Place Settings
- 5 Washing Programs
- Adjustable Height Upper Basket
- Half Load Wash Function
- Flat Panel Modern European Design
- 5 Washing Programs
- Stainless Steel Interior
- Adjustable Automatic Rinse Agent Dispenser
- Automatic Detergent Dispenser
- Safety Interlock Door Mechanism
- Super Quiet Operation
- Removable Top For Built-in Installation
- 55dB
- 4 Star Water Rating
- WELS Approved
- MEPS Approved
- Dimensions (WxHxD):
600mm x 850mm x 580mm



DW60-INT

12 Place Fully Integrated Dishwasher - 600mm

Features

- Fully Integrated Electronic Dishwasher
- Ready for Custom Panel Door
- Push Button Functions:
On / Off / Program / Half Load / Delay
- Six Cleaning Programs:
- Intensive - Heavy - Normal
- Glass - Rapid - 1 Hour
- Water Sensor
- Delay Start (3/6/9/12hrs)
- Hidden Heating Element
- Antiflood Device
- Easy to Clean Filter
- Stainless Steel Interior Tub
- Cutlery Basket
- Detergent and Rinse Aid Dispenser
- 4.5 Star Water Rating
- WELS Approved
- Dimensions (WxHxD):
598mm x 815mm x 550mm(no door)



DW60-PR1

14 Place Stainless Steel Dishwasher - 600mm

Features

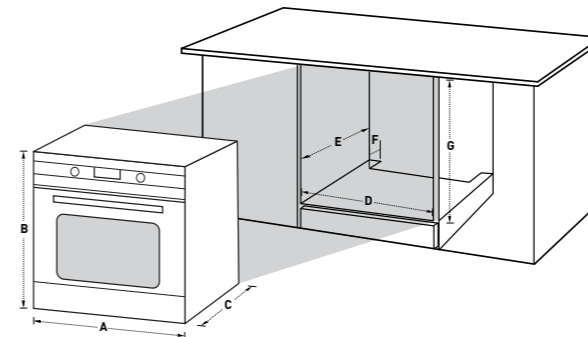
- Electronic Freestanding Dishwasher
- 14 Standard Place Settings
- Extra Dry Function
- 7 Washing Programs
- Top Cutlery Tray
- LED Display
- Adjustable Height Upper Baskets
- Dualzone Wash Function (Top or Bottom)
- Stainless Steel Interior
- Adjustable Automatic Rinse Agent Dispenser
- Automatic Detergent Dispenser
- Delay Start (1 - 24hrs)
- Self Cleaning Stainless Steel Micro-Filter
- Collapsible Plate Racks
- Safety Interlock Door Mechanism
- Super Quiet Operation
- Removable Top For Built-in Installation
- 49dB
- 4.5 Star Water Rating
- WELS Approved
- MEPS Approved
- Dimensions (WxHxD):
600mm x 845mm x 598mm

TECHNICAL SPECIFICATIONS

Technical Specifications

OVENS

External and Installation Dimensions



ME0-006 / DE0 315

- A 595mm
- B 595mm
- C 575mm
- D 560mm
- E 550mm
- F 100mm
- G 600mm

DE0-609A

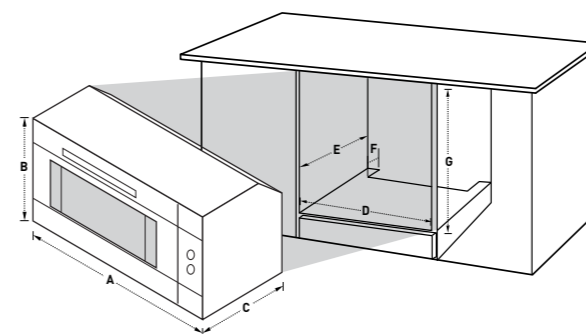
- A 595mm
- B 595mm
- C 572mm
- D 560mm
- E 550mm
- F 100mm
- G 600mm

DE0-501

- A 595mm
- B 595mm
- C 575mm
- D 560mm
- E 550mm
- F 100mm
- G 600mm

DE0-813A / DE0-911

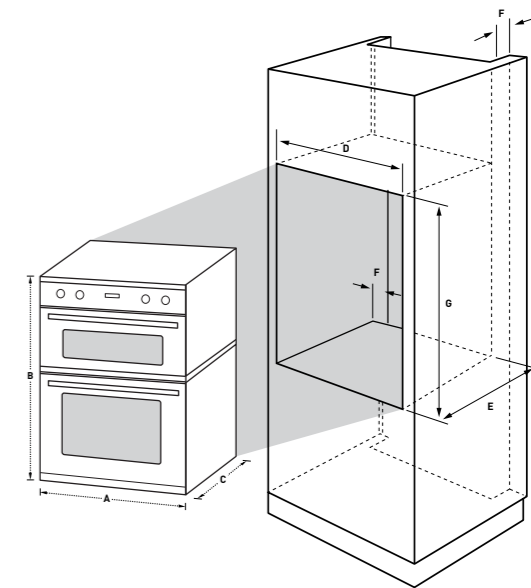
- A 595mm
- B 595mm
- C 575mm
- D 560mm
- E 550mm
- F 100mm
- G 600mm



DE0-R90

- A 895mm
- B 475mm
- C 548mm
- D 860mm

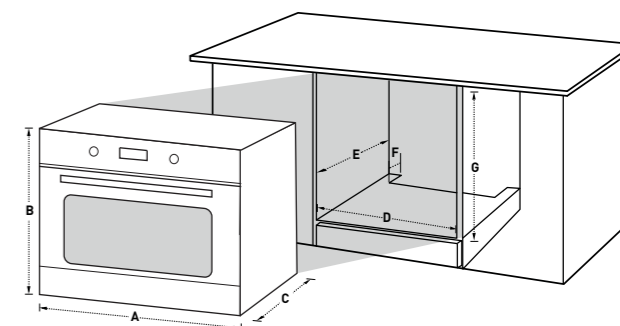
- E 550mm
- F 100mm
- G 480mm



DD0-60-SS1

- A 595mm
- B 888mm
- C 546mm
- D 560mm

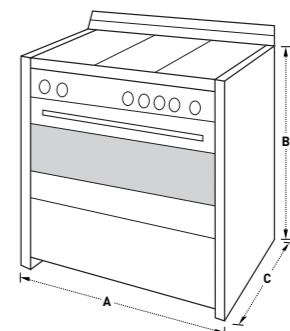
- E 560mm
- F 100mm
- G 890mm



DE0-75

- A 750mm
- B 588mm
- C 540mm
- D 710mm

- E 550mm
- F 100mm
- G 890mm



FSD90-SS

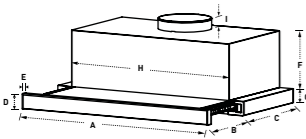
- A 896mm
- B 875-945mm
- C 590mm
- D 935-1005mm

PLEASE NOTE

Please ensure proper ventilation in cabinetry as shown in installation diagrams

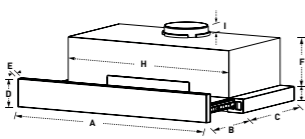
RANGEHOODS

External Dimensions



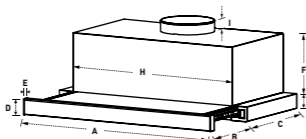
SLR-60B

A 600mm
B 194mm
C 278mm
D 42mm
E 20mm
F 160mm
G 40mm
H 510mm
I 28mm



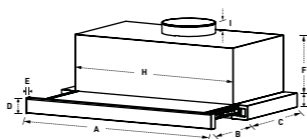
SRC-60-REC

A 599mm
B 194mm
C 278mm
D 80mm
E 20mm
F 136mm
G 40mm
H 510mm
I 24mm



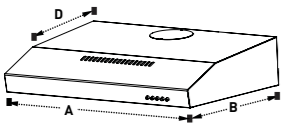
SLP-6000A

A 600mm
B 194mm
C 278mm
D 42mm
E 20mm
F 220mm
G 40mm
H 510mm
I 28mm



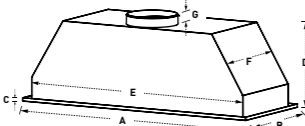
SLR-90B

A 900mm
B 194mm
C 278mm
D 42mm
E 20mm
F 160mm
G 40mm
H 810mm
I 28mm



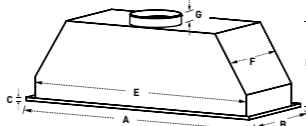
FMH-90D

A 900mm
B 500mm
C 140mm
D 340mm



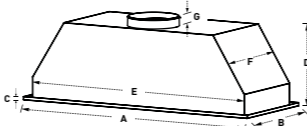
UMH-52A

A 520mm
B 296mm
C 10mm
D 255mm
E 480mm
F 260mm
G 28mm



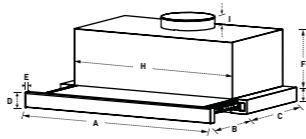
UMH-75A

A 750mm
B 296mm
C 10mm
D 255mm
E 710mm
F 260mm
G 28mm



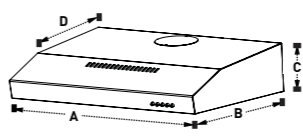
UMH-90A

A 900mm
B 296mm
C 10mm
D 255mm
E 860mm
F 260mm
G 28mm



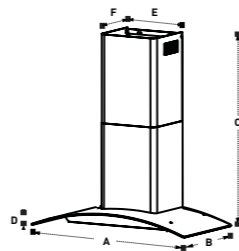
SLP-9000A

A 900mm
B 194mm
C 278mm
D 42mm
E 20mm
F 220mm
G 40mm
H 810mm
I 28mm



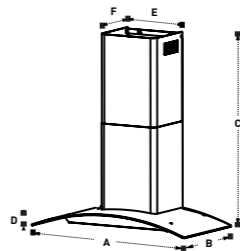
FMH-60D

A 600mm
B 500mm
C 140mm
D 340mm



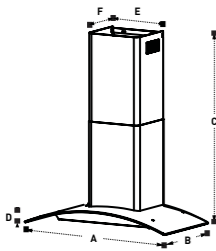
RHD60-CURV-A

A 595mm
B 500mm
C 540 - 1020mm
D 43mm
E 320mm
F 278mm



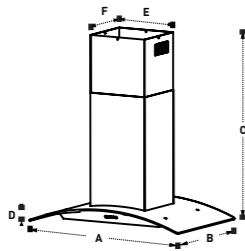
RHD90-CURV-A

A 895mm
B 500mm
C 540 - 1020mm
D 92mm
E 320mm
F 278mm



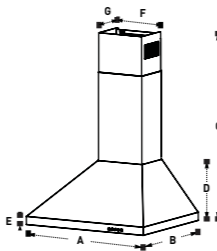
PCR-90B

A 895mm
B 500mm
C 540 - 1020mm
D 92mm
E 320mm
F 278mm



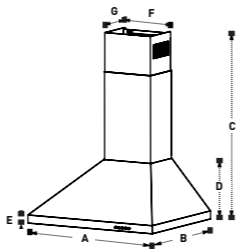
ISL-909A

A 900mm
B 600mm
C 670 - 1250mm
D 92mm
E 327mm
F 297mm



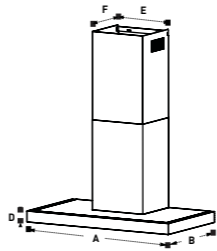
RHD60-TAPE-A

A 600mm
B 480mm
C 638 - 1000mm
D 245mm
E 35mm
F 222mm
G 172mm



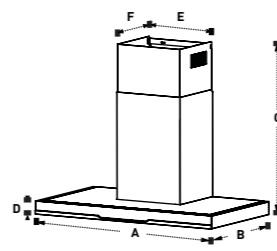
RHD90-TAPE-A

A 900mm
B 480mm
C 638 - 1000mm
D 245mm
E 35mm
F 222mm
G 172mm



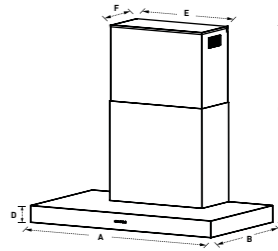
RHD90-FLAT-A

A 900mm
B 500mm
C 548 - 1000mm
D 60mm
E 320mm
F 280mm



PRH-90-FL

A 900mm
B 455mm
C 548 - 1028mm
D 60mm
E 320mm
F 280mm

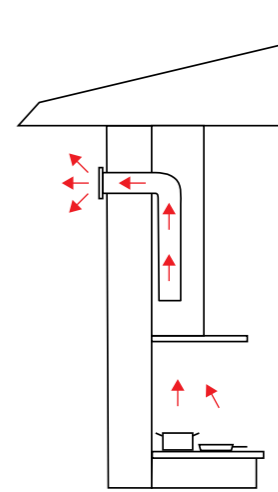


BBQ120

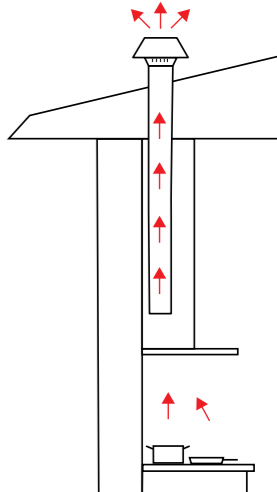
A 1200mm
B 700mm
C 689 - 1279mm
D 100mm
E 609mm
F 297mm

RANGEHOOD VENTING OPTIONS

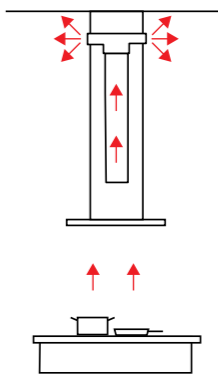
Canopy and Slide Out Rangehoods



Canopy / Slide out rear ducted to outside



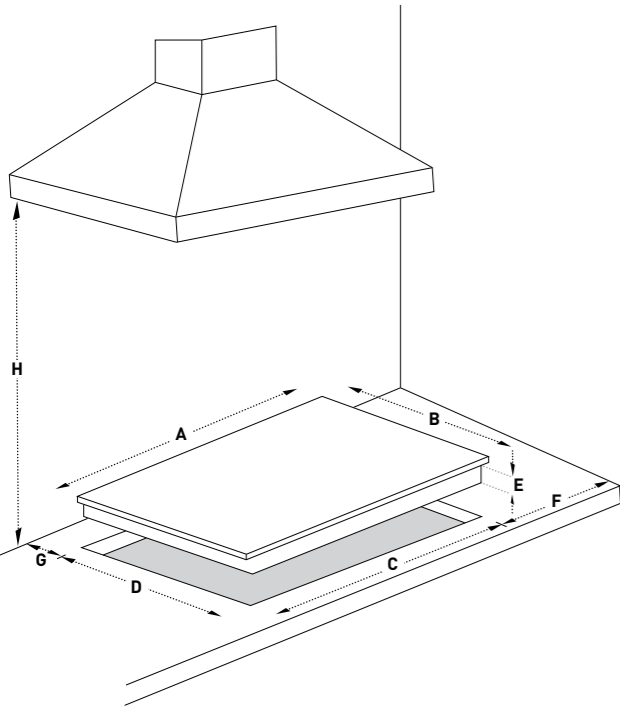
Canopy / Slide out top ducted to outside



Canopy recirculating

COOKTOPS

External and Cutout Dimensions



IGC30-FFD

A 300mm
B 500mm
C 282mm
D 482mm
E 55mm

GAS60-STD

A 580mm
B 500mm
C 560mm
D 480mm
E 35mm

GAS60-CAST/IGC60-WOK

A 580mm
B 500mm
C 553mm
D 473mm
E 60mm

GAS70-WOK

A 680mm
B 500mm
C 553mm
D 473mm
E 60mm

GAS90-WOK / IGC90-WOK

A 860mm
B 500mm
C 833mm
D 475mm
E 60mm

GAS-SW-90

A 860mm
B 500mm
C 833mm
D 475mm
E 60mm

GOG60PR

A 610mm
B 510mm
C 555mm
D 475mm
E 55mm

GOG70PR

A 700mm
B 510mm
C 645mm
D 475mm
E 55mm

GOG90PR

A 870mm
B 510mm
C 833mm
D 475mm
E 55mm

CER30

A 288mm
B 520mm
C 275mm
D 512mm
E 55mm

CER60-T2

A 590mm
B 520mm
C 560mm
D 490mm
E 55mm

CER70-T

A 700mm
B 520mm
C 560mm
D 490mm
E 55mm

CER77-T

A 770mm
B 520mm
C 750mm
D 490mm
E 55mm

CER90-4T

A 900mm
B 520mm
C 750mm
D 490mm
E 50mm

CER90-5D

A 900mm
B 510mm
C 880mm
D 495mm
E 75mm

IND60-C

A 590mm
B 520mm
C 560mm
D 490mm
E 120mm

IND77-C

A 770mm
B 520mm
C 750mm
D 495mm
E 120mm

IND90-C

A 900mm
B 520mm
C 880mm
D 500mm
E 120mm

PLEASE NOTE

F 150mm Minimum

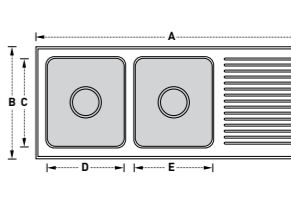
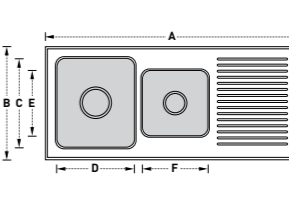
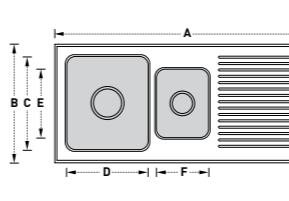
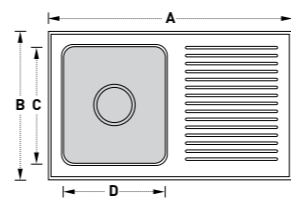
G 50mm Minimum

H 650mm Minimum - ELECTRIC / INDUCTION

H 750mm Minimum - GAS

SINKS

External Dimensions



POL-100A

A 765mm
B 480mm
C 400mm
D 325mm

POL-150A

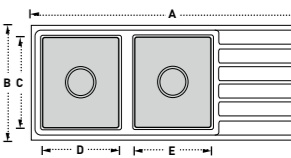
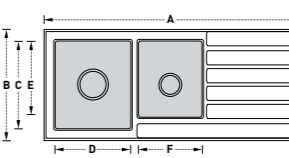
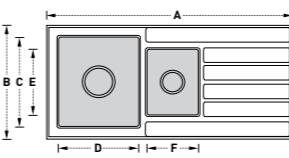
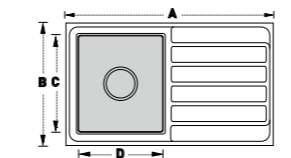
A 1000mm
B 480mm
C 400mm
D 325mm
E 285mm
F 205mm

POL-175A

A 1080mm
B 480mm
C 400mm
D 325mm
E 280mm
F 280mm

POL-200A

A 1200mm
B 480mm
C 400mm
D 350mm
E 350mm



HTM-100-21

A 780mm
B 480mm
C 380mm
D 340mm

HTM-150-21

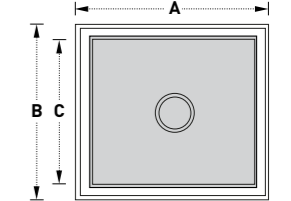
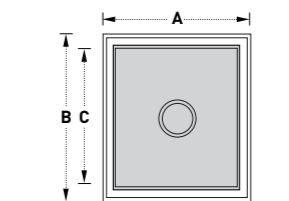
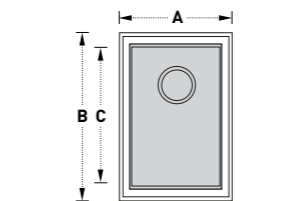
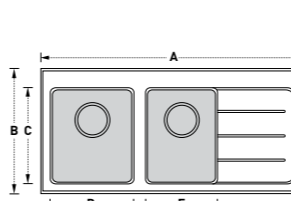
A 1080mm
B 480mm
C 380mm
D 340mm
E 270mm
F 280mm

HTM-175-21

A 1200mm
B 500mm
C 400mm
D 350mm
E 340mm
F 295mm

HTM-200-21

A 1180mm
B 480mm
C 380mm
D 340mm
E 340mm



GSB-175

A 1110mm
B 520mm
C 400mm
D 350mm
E 300mm

UM-300-22

A 300mm
B 450mm
C 410mm
D 260mm

UM-450-22

A 450mm
B 450mm
C 410mm
D 410mm

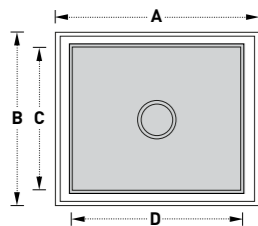
UM-510-22

A 510mm
B 450mm
C 410mm
D 470mm

Technical Specifications

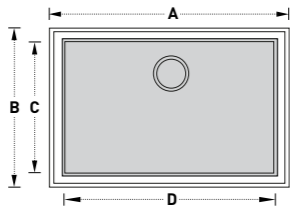
SINKS *Continued*

External Dimensions



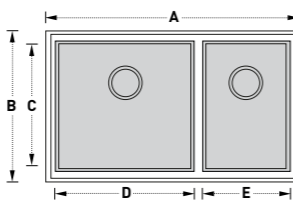
UM-550-22

A 550mm
B 450mm
C 410mm
D 510mm



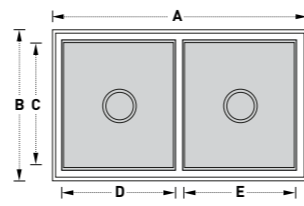
UM-700-22

A 700mm
B 450mm
C 410mm
D 600mm



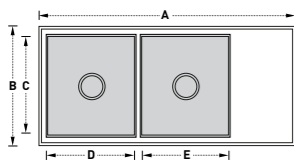
UM-720-22

A 720mm
B 440mm
C 400mm
D 405mm
E 250mm



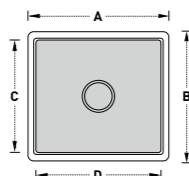
UM-760-22

A 760mm
B 440mm
C 400mm
D 340mm
E 340mm



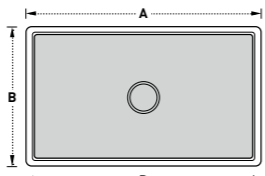
UM-1114D-22

A 1114mm
B 440mm
C 400mm
D 340mm
E 340mm



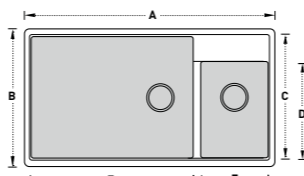
SB-46

A 460mm
B 410mm
C 350mm
D 395mm



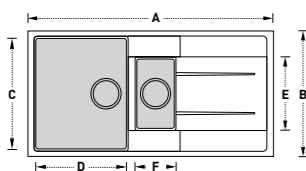
SB-79

A 790mm
B 440mm
C 380mm
D 730mm



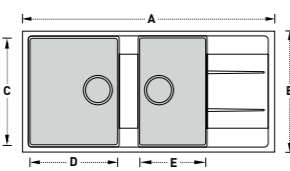
SB-86

A 860mm
B 500mm
C 420mm
D 350mm
E 520mm
F 255mm



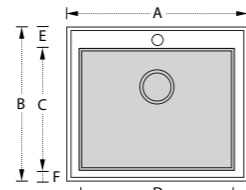
STS-150

A 1000mm
B 500mm
C 430mm
D 360mm
E 290mm
F 180mm



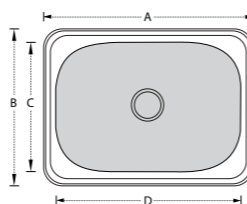
STS-175

A 1155mm
B 500mm
C 420mm
D 390mm
E 290mm



UM-530

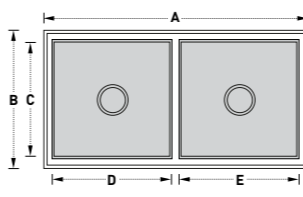
A 530mm
B 505mm
C 400mm
D 460mm
E 70mm
F 35mm



INSET35L

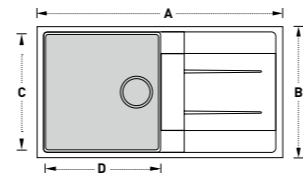
A 560mm
B 460mm
C 380mm
D 480mm

Technical Specifications



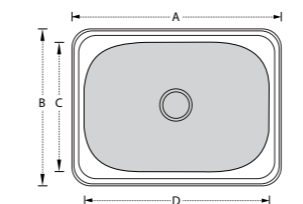
UM-865-22

A 865mm
B 440mm
C 400mm
D 390mm
E 390mm



STS-100

A 860mm
B 500mm
C 435mm
D 440mm

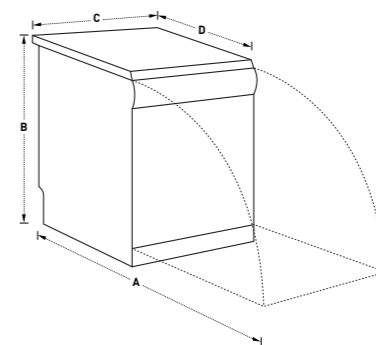


INSET45L

A 600mm
B 500mm
C 420mm
D 525mm

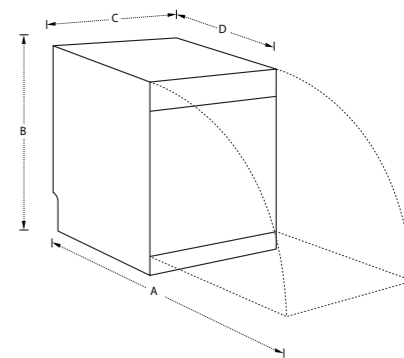
DISHWASHERS

External Dimensions



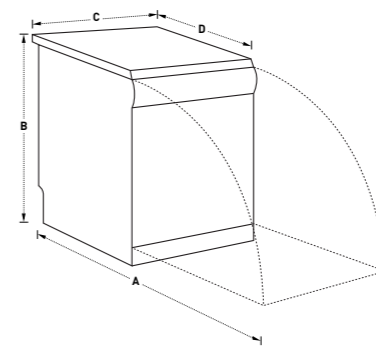
DW-60-DP

A 1135mm
B 850mm
C 600mm
D 580mm



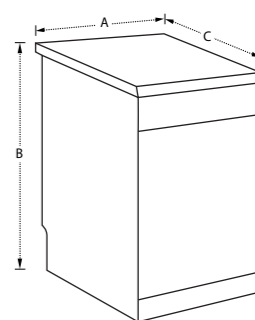
DW60-INT

A 1150mm
B 815mm
C 598mm
D 550mm - door closed



DW60-PR1

A 1135mm
B 850mm
C 600mm
D 580mm

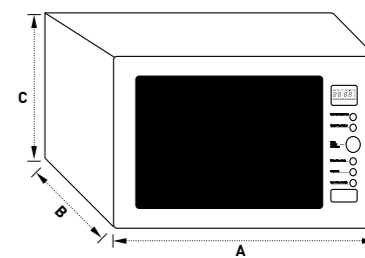


DW45

A 450mm
B 850mm
C 580mm

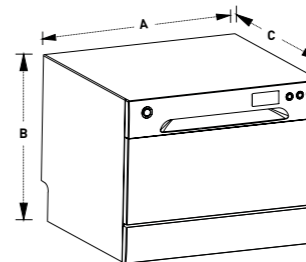
MICROWAVE

External Dimensions



MWB-32

A 595mm
B 480mm
C 388mm



DWB-W1 / DWB-S1

A 438mm
B 550mm
C 500mm



FIND OUT MORE

Now you have seen the inspiration and quality that is introduced into all our kitchen appliances, we know you would be interested in what else Domain has to offer.

DOMAIN APPLIANCES WEBSITE



Please ask for our air conditioning brochure or view our other products online at:
www.domainappliances.com.au

TELEPHONE: 1 300 GET COOK (1300 438 266)

Domain Appliances

2 / 9 Kelletts Road
Rowville VIC 3178
P: (03) 9763 8988
F: (03) 9763 8978
E: info@domainappliances.com.au

www.domainappliances.com.au

HOME SERVICE

Home Service is provided for repairs to appliances by trained technicians. For repairs to appliances that are outside the manufacturer's warranty period and not required as a result of a manufacturing defect, a service fee is payable.

Home Service and Spare Parts can be contacted by phone using our toll free national numbers.

Australia 1 300 GET COOK (1 300 438 266)

WARRANTY

Domain Appliances warrants that for domestic applications that Domain's kitchen products featured in this brochure are free from defects in materials and workmanship for 2 years (3 months warranty for commercial applications, excluding dishwashers as they are only suitable for domestic or equivalent applications.)

Microwaves and taps are required to be return to base for warranty claims. The customer is responsible for shipment back to service centre and will be reimbursed for postage upon receipt of a valid tax invoice.

Full warranty details are available at
www.domainappliances.com.au/warranty

DISCLAIMERS

The product dimensions and specifications in this brochure apply to the specific products and models described at the date of issue. Under our policy of continuous product improvement, these dimensions and specifications may change at any time. You should therefore check with your dealer or Domain Appliances to ensure this brochure correctly describes the products currently available.

The photographs in this brochure are for illustrative purposes only.

All information supplied is to be used for general reference purposes only and is on the understanding that Domain Appliances will not be liable for any loss, liability or damage of whatever kind arising as a result of reliance on such information. Colours of products illustrated are as close as printing limitations allow.

Domain Appliances
September 2016
Copyright © Domain Appliances 2016. All rights reserved.

Authorised Dealer: